

CIGWELD

AN ESAB BRAND

CutSkill 35 / 45 Plasma Cutters



CutSkill



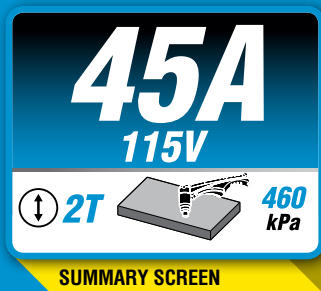
MARKET FIRST INTERFACE

CIGWELD has now officially changed plasma cutting forever, with the launch of the new range of CutSkill Manual Plasma machines.

Over two years in development, the new CutSkill 35 and CutSkill 45 machines from CIGWELD feature a user interface that not only incorporates the latest in colour LCD technology, but also simplifies the entire cutting set up process.

With a single control knob, the operator can select each function necessary to suit their desired needs.

Decide if you want your torch set to manual or latch mode, whether you're cutting flat plate or grid plate, adjust your current and you're ready to cut! All of these actions are clearly displayed on the massive 2.8" colour LCD display.



LCD SCREEN

2.8" LCD screen displays all cutting setting, input voltage and input air pressure

- Ease of use for the user
- All key information at a glance
- Taking plasma cutting to a whole new level
- Single Control Knob adjusts all cutting settings



“Talk about easy. The colour LCD interface told me everything I needed to know, without the need to adjust dials and buttons all over the unit like with other plasma cutters”

REMOVABLE AIR FILTER WITH PURGING VALVE

Moisture in your air compressor can reduce the lifespan of the Plasma Torch consumables. The CutSkill inbuilt air filter removes this problem. The air filter can be purged at any time by using the purging valve and is also removable for cleaning. It is housed in a concave inset in order to prevent damage.



CutSkill

35 / 45 MANUAL PLASMA CUTTERS

INTERNAL REGULATOR

The regulator is internal and air through the torch is managed automatically by the plasma unit. This removes the need to adjust air pressure for individual cutting requirements.

TORCH

Both Plasma CutSkill machines come complete with a detachable 60 amp torch with 5 meter lead designed specifically for the CutSkill plasma cutting range.

The torch includes a safety latch in order to prevent risk of accidental arc.

CONSUMABLES

Each of the high quality consumables is suitable for either the CutSkill 35 or CutSkill 45, with the exception of the cutting tip, where a specific tip is designed for the 35A and 45A version.

ACCESSORIES

Inline Air Filter

The inline Air Filter is designed to prevent all moisture, plus oil and dirt down to 0.85 microns from passing through your air line to the plasma unit. This offers extra protection in addition to the inbuilt air filter located in the plasma unit itself.

Circle Cutting Guide

The Circle Cutting Guide allows for circle cutting up to a radius of 400mm. The cutting guide can be affixed to the work plate by either of the included Straight, Magnetic or Screw Pivots.

WARRANTY

3 year warranty on the power source

“This unit packs a serious punch! It gets through steel like a knife through butter!”

FEATURES

AS

Fully Compliant to AS 60974.1-2006. Enclosure rated to IP23S.

2.8"

2.8" Colour LCD Screen
Allows for full interactive digital control



Air Compressor
Recommended air compressor required:
800kPa, 12 CFM

3
YEARS*

3 Year Limited Warranty*:
*Refer to operating manual for further details.



CutSkill 60A Plasma Torch

SPECIFICATIONS

CutSkill 35
PLASMA CUTTER

CutSkill 45
PLASMA CUTTER

	MILD STEEL CLEAN CUT:	12mm	16mm
	MILD STEEL SEVERANCE:	16mm	24mm
	STAINLESS CLEAN CUT:	10mm	12mm
	ALUMINIUM CLEAN CUT:	8mm	10mm
	INPUT POWER	240V, 1Ph, PFC, 10A	240V, 1Ph, PFC, 15A
	DUTY CYCLE	35% @ 35A	35% @ 45A
kPa	INPUT AIR REQUIRED	730 kPa, 110 LPM	730 kPa, 110 LPM
	GENERATOR REQUIRED	8 kVA	9 kVA

CIGWELD

AN **ESAB** BRAND



PACKAGE CONTENTS

- Plasma Power Source CutSkill 35 or 45
- CutSkill 60A Plasma Torch
- Work Cable and Clamp
- Wrench for Air Filter
- 1x 1/4" Nitto Air Line Connector
- Shoulder Strap
- Operating Manual (Power Source and Plasma Torch)

ORDERING INFORMATION

CutSkill 35 System Package	1-1601-30
CutSkill 45 System Package	1-1601-40
CutSkill 60A Plasma Torch Package	CSP337000
CutSkill Plasma Cutting Tip 35A 0.8mm	CSP337001
CutSkill Plasma Cutting Tip 45A 0.9mm	CSP337002
CutSkill 60A Plasma Torch Electrode	CSP337003
CutSkill 60A Plasma Torch Standoff Guide	CSP337004

CutSkill 60A Plasma Torch Shield Cup	CSP337005
CutSkill 60A Plasma Torch O-Ring	CSP337006
CutSkill 60A Plasma Torch Gas Diffuser	CSP337007
CutSkill Plasma Inline Filter	CSP337039
CutSkill Plasma Inline Filter Cartridge	CSP337040
CutSkill Plasma Circle Cutting Guide	CSP337041

WE RECOMMEND GENUINE CIGWELD PRODUCTS



WELDING
MACHINES



FILLER
METALS



WELDING
EQUIPMENT



GAS
EQUIPMENT



PLASMA
EQUIPMENT



SAFETY
EQUIPMENT

THE BIGGEST RANGE AND THE BEST QUALITY, WITH GUARANTEED PERFORMANCE.



CIGWELD Pty Ltd
CIGWELD An ESAB Brand
71 Gower Street, Preston VIC 3072 Australia

 cigweld.com.au

Customer Care:
Tel: 1300 654 674 | Fax: 03 9474 7391
Email: enquiries@cigweld.com.au
International Enquiries
Tel: +61 3 9474 7508 | Fax: +61 3 9474 7488

In the interest of continuous improvements, CIGWELD Pty Ltd ABN 007 226 815 (An ESAB Brand) reserves the right to change specifications or design on any of its products without prior notice.

CutSkill

35 / 45 MANUAL PLASMA CUTTERS